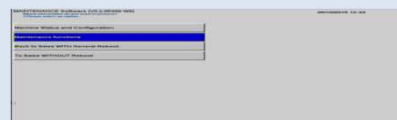


# Empty IMS reject bin for either TOTM

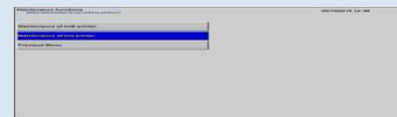
1

Select **Maintenance Functions**



2

Select **Maintenance of Ims or Iml5 printer.**  
(**NB:** *IMS printer is the Single Trip Ticket Printer*)



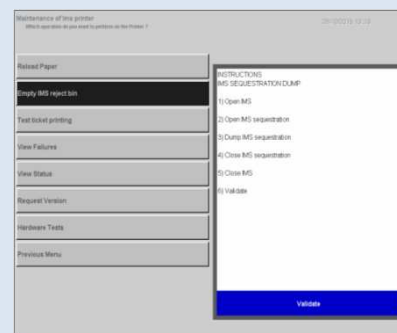
3

Select **IMS reject bin** (*IMS reject bin is the Single Trip Ticket reject bin*)  
Select **YES**



4

Display refreshes and will show instructions



5

Pull latch forward to allow the black printer door to open

6

Remove rejected tickets from bin and discard  
Close printer door  
Slide printer back into place



7

Open display and use keypad  
Press **ENTER**

8

**Dumped Sequestrian** displays  
Press **Enter**  
Select **Previous Menu** twice

