

iPhone 7 Plus | Quick Start Guide

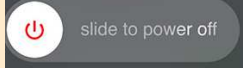


Customer Information (CI) Technology | Mobility

Get Help: CS Mobility Support 02 8575 0516 or csmobile@transport.nsw.gov.au














iPhone 7 Plus



Phone operation basics

How to...	Instructions
Power on	(Right side) Press and hold the Sleep/Wake button until the phone turns on
Power off	(Right side) Press and hold the Sleep/Wake button, then swipe the switch (left to right) 
Lock the screen	(Right side) Press the Sleep/Wake button
Volume	(Left side) Press the top the volume button (+) to increase or the bottom (-) to decrease
Silent switch	(Left side) Switch down; colour changes to orange 
Headphone	(Bottom Centre) Plug the jack into provided connector
Microphones	One at the top of the screen and one on the bottom
Charger port	(Bottom Centre) Lightning connector
Speaker	Bottom right of the phone
Home button	Bottom centre of screen 

Get started using the phone

How to...	Look for	Instructions
Make and answer calls		Make a call: Tap the phone, dial the number, tap the phone Answer a call: Tap the green phone (or slide if the screen lock is on); tap red to decline
Forward calls		Tap Settings Phone Call Forwarding Slide switch on Forward to Type the number
Add a contact		Tap Contacts Tap + Tap in the fields to add details (e.g. name, number) Tap Done
Use SIRI		Press and hold the home button, then ask SIRI a question or give a command
Search the internet		Tap Safari Tap into the Search bar Type what you are looking for (e.g. Zoo)
Use the calendar		Tap Calendar Add event: Tap + complete the details and tap Add Accept an invite: Tap Inbox , tap Accept
Check email and send a message		Tap Mail (red number shows number of new messages) Read a message: Tap the message (tap any attachments to open them) Send a message: Tap 
Use maps		Tap Google Maps in the search bar and type a destination or address
Translate other languages		Tap Google Translate Choose the from and to languages, type your phrase and tap Go
Find transport info		TripView: Tap + NextThere: Type a destination in the search bar
RIW Card		Login and tap Scan Aim the barcode reader at the code on the card. Competencies display.
iBooks		Tap iBooks to access saved PDFs